



Harlan Campbell Jr.'s Shooting Instruction

By

ATA All-American

and Hall of Fame Inductee

Harlan Campbell Jr.

408 Plumb P.O. Box 562

Tribune KS 67879

CELL: 620-376-8787

EMAIL: stubbleduck1@yahoo.com

WEB: <http://www.harlancampbelljr.com>

Shooting better is a choice, and
that choice is yours!



Hello,

Thank you for your interest in my Shooting Instruction. During this 2-day clinic I will cover all three disciplines of shooting: Singles, Handicap, and Doubles. Each shooter will be taken as an individual, since you come with varying degrees of ability, and experience. I will begin with making sure that you have a good solid shooting foundation, one that will allow you to enjoy your shooting game as never before.

You will learn to develop strong physical and mental game plans. We then take those game plans to the trap line. There, you will continue to fine-tune those skills under my guidance.

You will shoot approximately 300 to 325 targets per class, depending on the experience level and desire of the class. The clinic will be held rain or shine! Learning the proper way to deal with mother nature and what she can throw at you, makes the difference when the competition quits or sits in the clubhouse.

Due to my desire to make sure that you have as much individual time as possible, each class is limited to only 7 students. This will enable me to work with you more closely, and allow me to focus in on your specific needs as a shooter.

If shooting better is your goal, let Harlan Campbell Jr.'s Shooting Instruction ... help you reach that goal.

Remember... "Shooting better is a choice, and that choice is yours."

*Respectfully,
Harlan Campbell Jr.*



Trapshooting My Way

Shooting Better scores is a choice, and that choice is yours. The old saying...."So what have you done lately?"... is never more true than in today's competitive shooting. With the start of each new day at the trap range you are given a new chance to be a winner, a new chance to prove yourself and the opportunity to set yourself apart from the rest of the shooting world. I am here to help you succeed with that new choice, to teach you a new way of shooting, and a new way of thinking, that I feel is the key to breaking higher scores.

I believe four things are important to..."Shooting Better"

1. Determination
2. Commitment
3. Courage
4. Confidence

These four factors linked with new concentration skills & thought process you will learn, the sky is the limit as to how far you advance your shooting game. You must be determined and stubborn in the path you have chosen...your mind set has to be.. "Failure is not an option". You must have a commitment to...1) *Go that extra mile...2) Put forth the greatest effort possible on every target... 3) Demand that you give 110% on each and every target!!* It takes courage to step out of your comfort zone in your effort to "Shooting Better". NEVER give up just because you had a bad day or a bad round...learn from it...and make the changes necessary to better yourself, "Most Of All"...have confidence in yourself and the skills you are taught.

I will build you a system that will not fail, it's you that will fail the system!

During the next two days, I am going to work with you and your style of shooting. We will work to incorporate a new thought process about your shooting game both on & off the line. You will think like "*Competitors*"...not just shooters out there making empties.

Depending on your experience level, I will work with you on the fundamentals of stance, setup, hold points, focus areas, gun fit, point of impact, and your routine on the line. These are building blocks of a good solid shooting foundation.

I will instruct you on how to develop concentration skills, game plans, and thought process that will not only work for you, but keep your focus when the going gets tough on the line. Learning and trusting these skills takes time, to allow you to stay focused on the job at hand...**TO BREAK MORE TARGETS AND CONTROL YOUR SHOOTING GAME!**

I will discuss the pressures and fears of breaking good scores and how to deal with that pressure...discuss the right times to make changes to your gun and shooting style to keep improving your shooting game.



I do believe in hard work and repetition to "*Develop Muscle Memory*"... believe me...it will take just that...**HARD WORK**...to reach your objective. I will push you to do your best, and not get lazy. *There is...NO "Secret"...* **NO "Magic Fairy Dust"**...only *Hard work...Desire...and Opportunity!*

SHOOTER INFORMATION SHEET



Name: _____ Clinic Date: _____

Address: _____

Telephone: _____

Clinic Location: _____

One or two eyed shooter _____ Right or left handed _____

Eye Dominance: Right ___ Left ___ Trigger type _____

What gun or guns are you currently shooting?

Do these guns have adjustability?

SHOOTING EXPERIENCE

ATA Registered Shooter ___ ATA Handicap yardage: ___ Averages 16s ___ IID ___ Dbl ___

League Shooter ___ League Handicap ___ Averages/Scores _____

Recreational Shooter ___ New shooter ___

Describe problems or difficulties you face on the line:

Shooting Goals:



SHOOTER GAME PLAN

Event _____ Gun Club _____ Date _____

Event # _____ Squad # _____ Position # _____

Conditions:

Background _____ Visibility _____ Temp _____ am _____ pm

Weather _____ Wind _____ Direction / Speed _____

Direction of trap line: N S E W--NE NW SE SW AM or PM Field _____

Target color _____ Target Type _____ Trap Type _____

Target Set _____

Stance / Set up _____ Hold Points / Focus areas _____ Where should I be looking?

Equipment Notes / Gun Used _____

Gun Set-up - Single barrel _____ O/U - Bottom _____ Top _____ Chokes _____

Shells - NEW _____ RELOADS _____ Shell Configuration _____

Glasses _____ Tint Type _____ Ear Protection _____ Coat/vest _____

Shell Holder _____ Hat _____ Shoes _____ Shirt _____ Pants/Shorts _____ Other _____

Physical Condition:

Rested _____ Tired _____ Aches/Pains _____ Energy Level _____ Alertness _____

How do I feel? _____

Mental Condition:

Stress Level _____ / Distractions _____ Annoyances _____ Attitude / Mind set _____

Am I Focused? _____

Remember: Be Patient...Slow it down...Work hard at delivering the shot correctly...and Stay in the Game!

Review of the Round: Score _____ x25 _____ x50 _____ x100 _____ x200 _____ Average _____ Score _____

What happened?

How well did I see the targets? _____ How well did I break the targets? _____

What target or trap gave me the most problems? _____ Did I lose Focus? _____

What do I need to do better for the next round? _____

What are my practice goals to work on:

1. _____

2. _____

3. _____



CLINIC INFORMATION



TIME:

Start Time 8:00 am.

End Time 5:00 pm. (Unless otherwise indicated)

CLASSROOM MATERIALS:

Pen, pencils, a small notebook. Note taking is encouraged! Class instruction will be divided into... 50% CLASSROOM 50% RANGE TIME.

EQUIPMENT NEEDED:

Your gun, glasses, hearing protection, choke tubes, gun adjustment tools... screwdrivers...hex wrenches...choke tube wrenches...rain gear...etc.

SHELLS: TRAP LOADS ONLY...you will need between 325-350 shells.

Please have an extra box or two for the pattern board. Check your equipment to make certain you have everything you need to complete the clinic.

LUNCH / SNACKS:

Lunch break at 12:00 Noon or as close as possible.

Lunch / Snacks will be your responsibility , unless otherwise indicated, ask your contact personnel when your register for the clinic.

Usually water / soda is available on the Honor System.

If you have any questions or concerns please don't hesitate to ask your contact personnel for the clinic. They will have the information available and can tell you what to expect or plan for.



Clear your calendar...and your mind...of other distractions. Come rested, healthy, and prepared to work hard. Be prompt and expect to...

"GET Your Money's Worth" and YOU WILL!!

I will take a personal interest in seeing that you do!

"READY ON ONE!"

All the best...
Harlan Campbell Jr.





Harlan Campbell Jr.'s Trapshooting Instruction



By

Harlan Campbell Jr.

There is interest in having Harlan Campbell Jr come and provide trapshooting instruction. Please look at Harlan's Instruction Pamphlet for more information. Anyone interested, please write your name and phone number so that we can contact you for more information.

- All three disciplines of shooting will be covered, with emphasis on developing a good, solid shooting foundation. The basic fundamentals to the more advanced mental and physical game plans needed to push your shooting to the next level will be taught and implemented.
- Class size is limited to 7 students to maximize one-on-one instruction.

Cost is \$ _____ per student for 1-day Clinic.

Cost is \$ _____ per student for 2-day Clinic.

Shells and targets are student's expense.

Sign Up Sheet

Name:

Phone:

1.	_____
2.	_____
3.	_____
4.	_____
5.	_____
6.	_____
7.	_____

Shooting Better is a choice...

...That choice is yours!





Harlan Campbell Jr.'s Trapshooting Instruction



Singles Handicap Doubles

When: _____

Where: _____

Contact: _____

*Learn the fundamentals of Better Trapshooting
while building the foundation for better scores*


Clinics limited to 7 students

Cost: \$_____ for a 1-day Clinic

Cost: \$_____ for a 2-day Clinic



*Shooting Better
is a choice*



That choice is yours



Harlan Campbell Jr.

408 Plumb P.O. Box 562

Tribune KS 67879

CELL: 620-376-8787

EMAIL: stubbleduck1@yahoo.com

WEB: <http://www.harlancampbelljr.com>

Shooting better is a choice, that choice is yours

